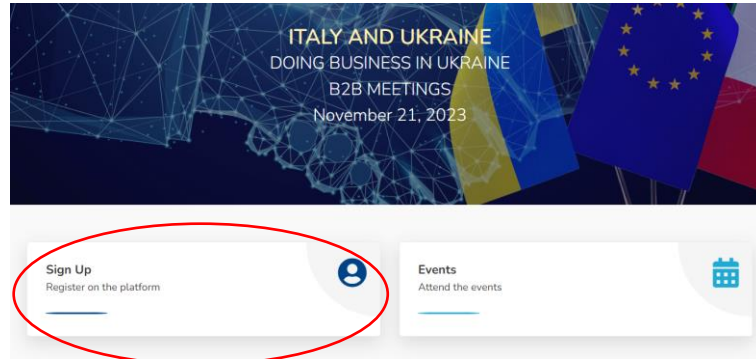


# Confindustria International Meeting Platform GO! - Short Guide for Participants



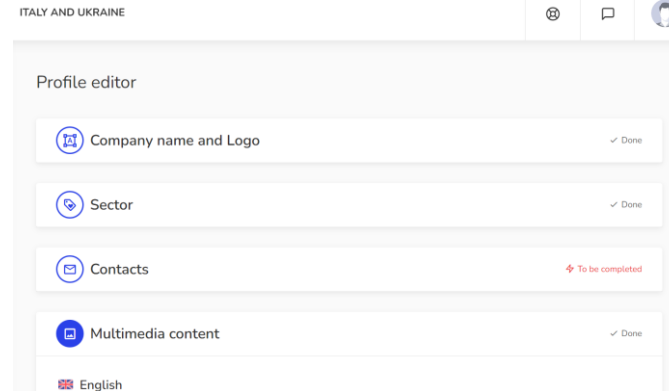
## HOW TO REGISTER FOR PARTICIPATION

Connect to the link [ITALY AND UKRAINE \(confindustria.it\)](https://confindustria.it)

Click on **Sign Up** to Register your participation (Registration on the Platform and to the Initiative)

1. **Fill out** the form in all its required fields
2. **Accept** the terms of service and privacy policy, then click on **Confirm registration**
3. **Confirm Registration**

The organizers will receive your registration and accept your participation to the initiative

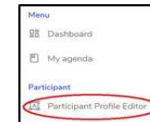


A marketplace will be activated to allow B2B meetings

## PROFILE YOUR COMPANY FOR B2B MEETINGS

To **profile** your company, access the platform with your credentials and click on the icon in the upper left corner. A drop-down **menu** will appear.

Click on **Participant Profile Editor**.

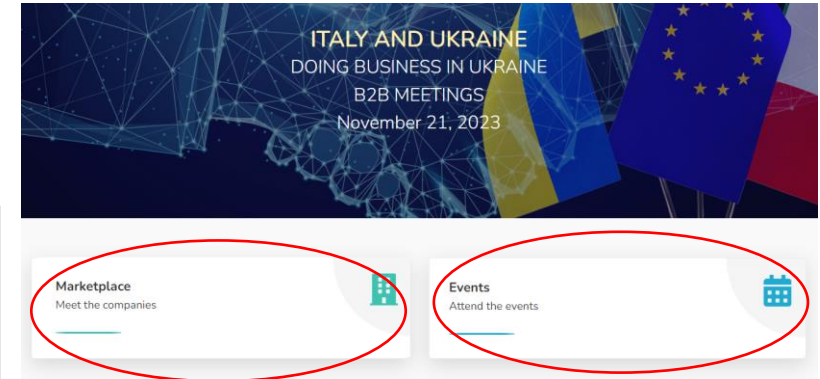


Here you will find the information sections to be completed with information on your company activity and partnership expectations which will appear on the Marketplace for B2B meetings.

*!!! The Marketplace will be activated and visible about 2 weeks before the event.*

Follow the steps and fill out each individual section.

Click on **Save and continue**. For a final overview of the profile, click 'Profile Preview'.



## HOW TO REQUEST A B2B MEETING AND ATTEND THE EVENT

Once the Marketplace is open (*!you will receive an e-mail and see the box on the webpage*) you can visit it and request meetings to the companies of interest (*you can use filters to sort companies of interest*) present in the Marketplace by clicking on the **“Arrange a meeting”** button on the right side of the page and clicking **Confirm**. You might also receive meeting request from other companies: to accept a meeting, go to the dashboard, click on **Requests received** and click on **Accept meeting**.

*Your B2B meeting agenda will be visible in the **My agenda** section from the left column of the menu.*

\*

To attend the Digital Event on the set day, **sign in** from the Event's webpage through the user icon at the top right, with the email and password generated during registration. Click on **Events** and **Attend the event** to participate to the live streaming.